



Aluminium windows & doors

THE ULTIMATE EUROPEAN QUALITY

SLIDING SYSTEMS

PANORAMIC DESIGN

SCHÜCO



SLIDE INTO OUR WORLD OF SOPHISTICATION

EUROPEAN QUALITY
STRIVE FOR PERFECTION
ALUMINIUM SYSTEMS
EUROPEAN QUALITY
STRIVE FOR PERFECTION
ALUMINIUM SYSTEMS
EUROPEAN QUALITY
STRIVE FOR PERFECTION
ALUMINIUM SYSTEMS

INNOVATIVE - CERTIFIED EUROPEAN ALUMINIUM SYSTEMS
PREMIUM QUALITY - LUXURY - ULTIMATE EUROPEAN QUALITY
THE HOME OF EXCELLENCE - STRIVE FOR PERFECTION
INNOVATIVE - CERTIFIED EUROPEAN ALUMINIUM SYSTEMS
PREMIUM QUALITY - LUXURY - ULTIMATE EUROPEAN QUALITY
THE HOME OF EXCELLENCE - STRIVE FOR PERFECTION
INNOVATIVE - CERTIFIED EUROPEAN ALUMINIUM SYSTEMS
PREMIUM QUALITY - LUXURY - ULTIMATE EUROPEAN QUALITY
THE HOME OF EXCELLENCE - STRIVE FOR PERFECTION
INNOVATIVE - CERTIFIED EUROPEAN ALUMINIUM SYSTEMS
PREMIUM QUALITY - LUXURY - ULTIMATE EUROPEAN QUALITY
THE HOME OF EXCELLENCE - STRIVE FOR PERFECTION
INNOVATIVE - CERTIFIED EUROPEAN ALUMINIUM SYSTEMS
PREMIUM QUALITY - LUXURY - ULTIMATE EUROPEAN QUALITY
THE HOME OF EXCELLENCE - STRIVE FOR PERFECTION
INNOVATIVE - CERTIFIED EUROPEAN ALUMINIUM SYSTEMS
PREMIUM QUALITY - LUXURY - ULTIMATE EUROPEAN QUALITY
THE HOME OF EXCELLENCE - STRIVE FOR PERFECTION



Aluminium windows & doors



WE ARE THE BENCHMARK



The ASE 70 PD.ME Panorama Design sliding system epitomizes innovation, presenting captivating designs and awe-inspiring panoramic views. Engineered meticulously, it effortlessly accommodates panel weights of up to 400kg, ensuring transparency for sophisticated architectural compositions. Seamlessly blending indoor and outdoor areas, its bottom track fosters a graceful continuity within your living spaces.

Additionally, our ASS 39 PD system adds a touch of opulence to your home. Boasting a handle-free design and an interlocking face measuring a mere 38mm, it's tailored for expansive living areas, enabling you to craft your home exactly as you envision it.

Both panoramic systems stand as innovative marvels, engineered to perfection while maintaining a minimalist approach across all components and fabrication processes. Transform your home today with these breathtakingly beautiful systems.



ASS 39 PD

TECHNICAL CHARACTERISTICS

- Casement of system
- Glass thickness
- Maximum weight of sash
- Interlocker thickness

39mm
Up to 32mm
300kg
38mm

DEPTH OF ASS 39 PD SLIDING TRACKS

D: 107 mm T: 160 mm

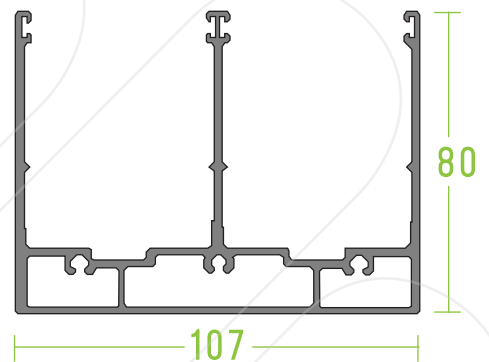
CERTIFICATES FOR ASS 39 PD

Air permeability DIN EN 12207 Class 3

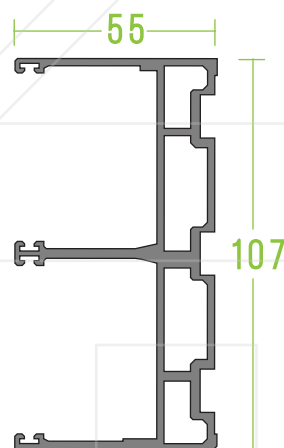
Windload resistance DIN EN 12210 C2/B2

Watertightness DIN EN 12208 7A

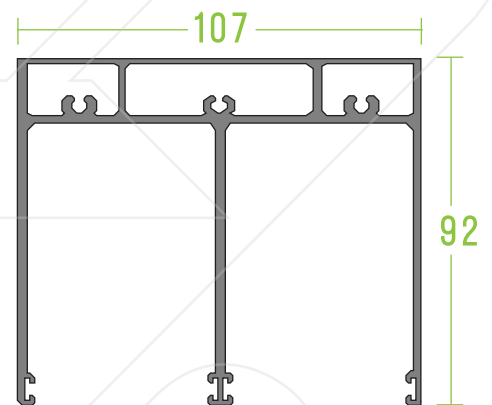
SLIDING TRACK DIMENSIONS ASS 39 PD - DOUBLE TRACK



BOTTOM TRACK



VERTICAL TRACK



TOP TRACK

*Drawings are for illustrative purposes only



ASE 70 PD (ME)

TECHNICAL CHARACTERISTICS

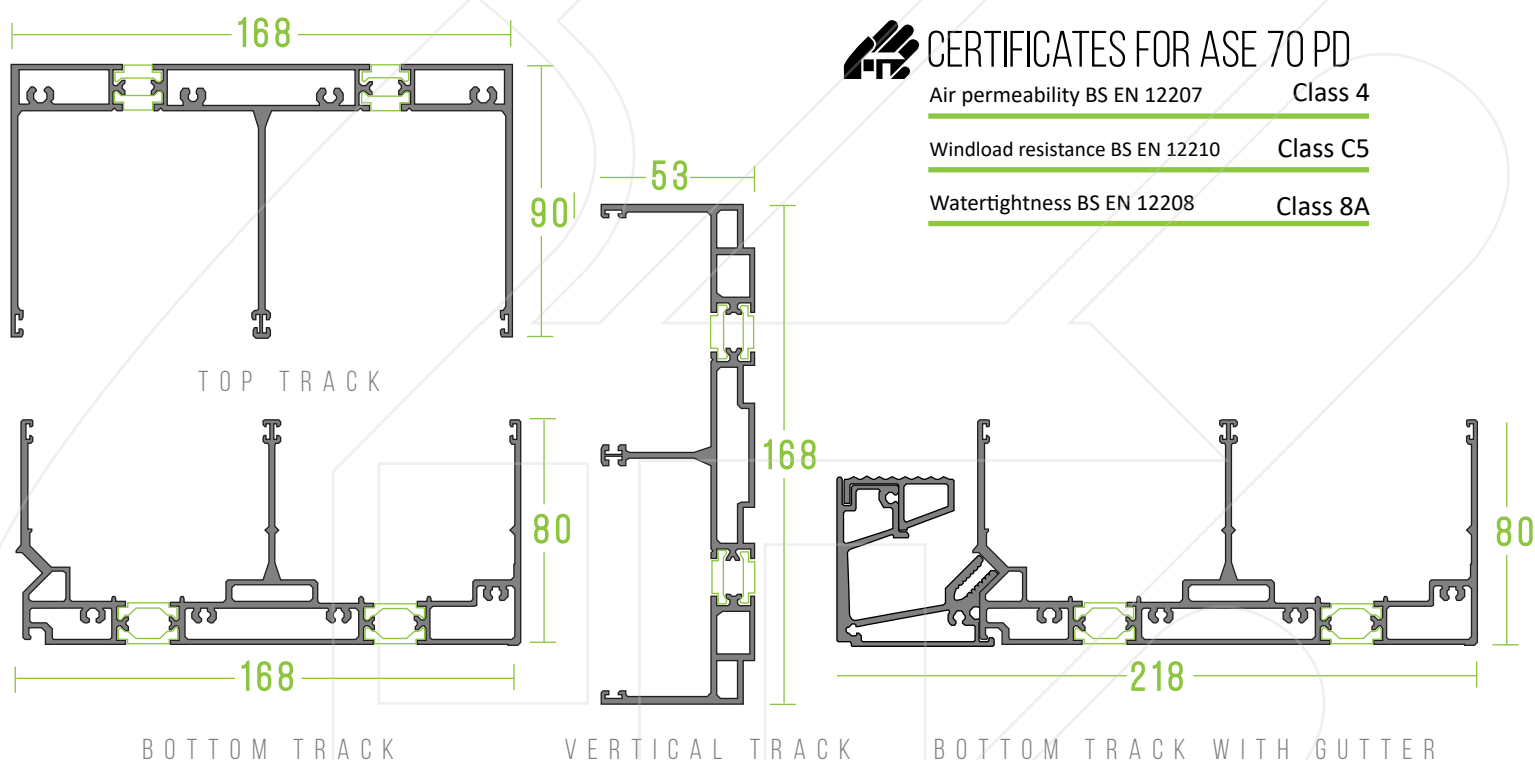
- Casement of system
 - Glass thickness
 - Maximum weight of sash
 - Interlocker thickness
- 70mm
 - Up to 40mm
 - Up to 400kg
 - 39mm

DEPTH OF ASE 70 PD SLIDING TRACKS
D: 168mm T: 250mm

SLIDING TRACK DIMENSIONS
ASE 70 PD - DOUBLE TRACK

CERTIFICATES FOR ASE 70 PD

Air permeability BS EN 12207	Class 4
Windload resistance BS EN 12210	Class C5
Watertightness BS EN 12208	Class 8A




*Drawings are for illustrative purposes only

OUR VISION IS TO



- Be the benchmark against which innovation, quality and style the industry is measured
- Be the best by far at what we do
- Produce the highest quality from start to finish





VISIT OUR SHOWROOMS

JOHANNESBURG

37 Old Kilcullen Road, Bryanston
Johannesburg
T: 011 796 5165
www.fenster.co.za
info@fenster.co.za

GEORGE

52 York Street, George
Western Cape
T: 044 220 4444
www.fenster.co.za
info@fenster.co.za

CAPE TOWN

62 Marine Drive, (Service Road), Paarden Eiland
Cape Town
T: 021 510 0921
www.fenster.co.za
info@fenster.co.za